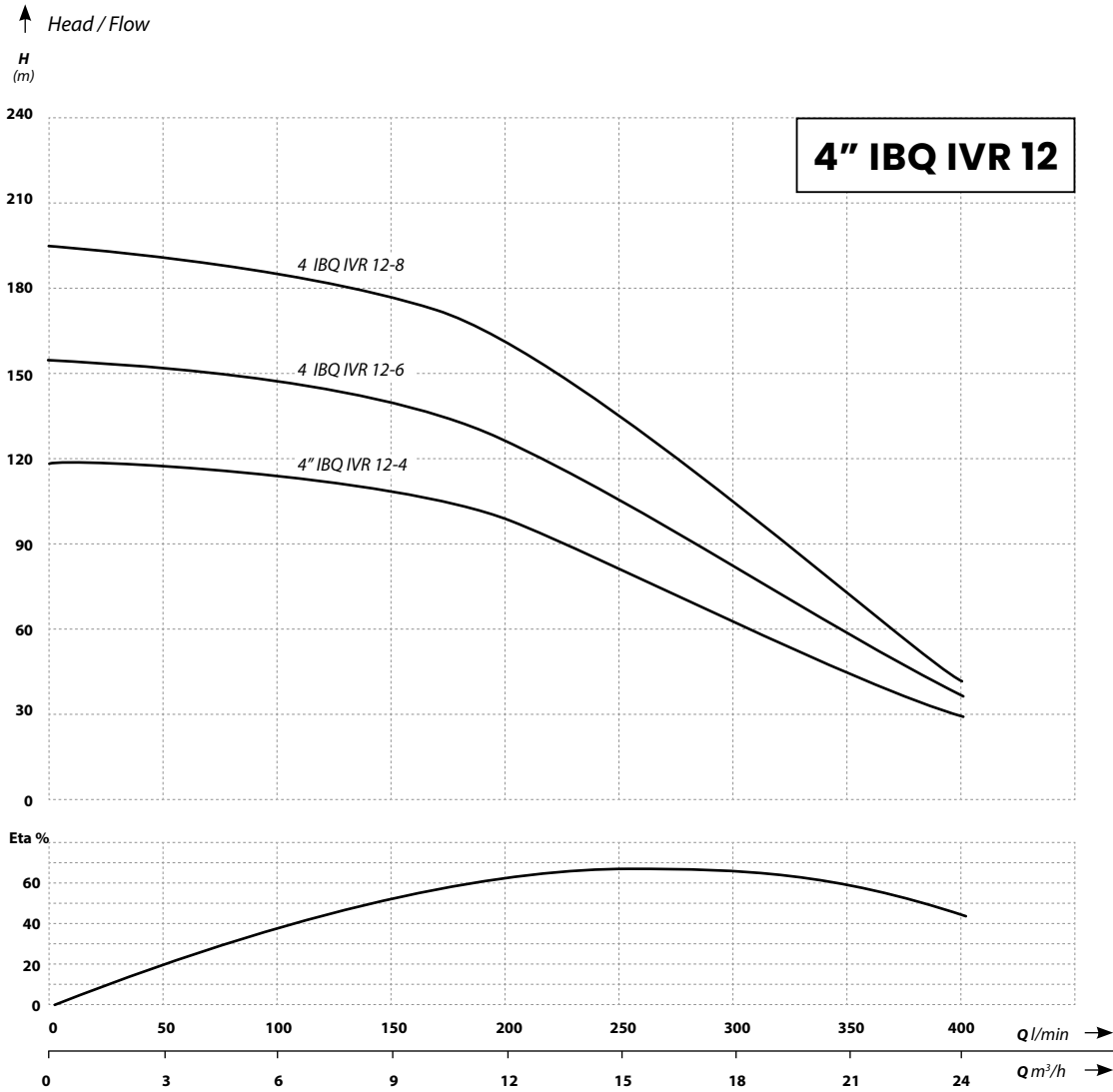






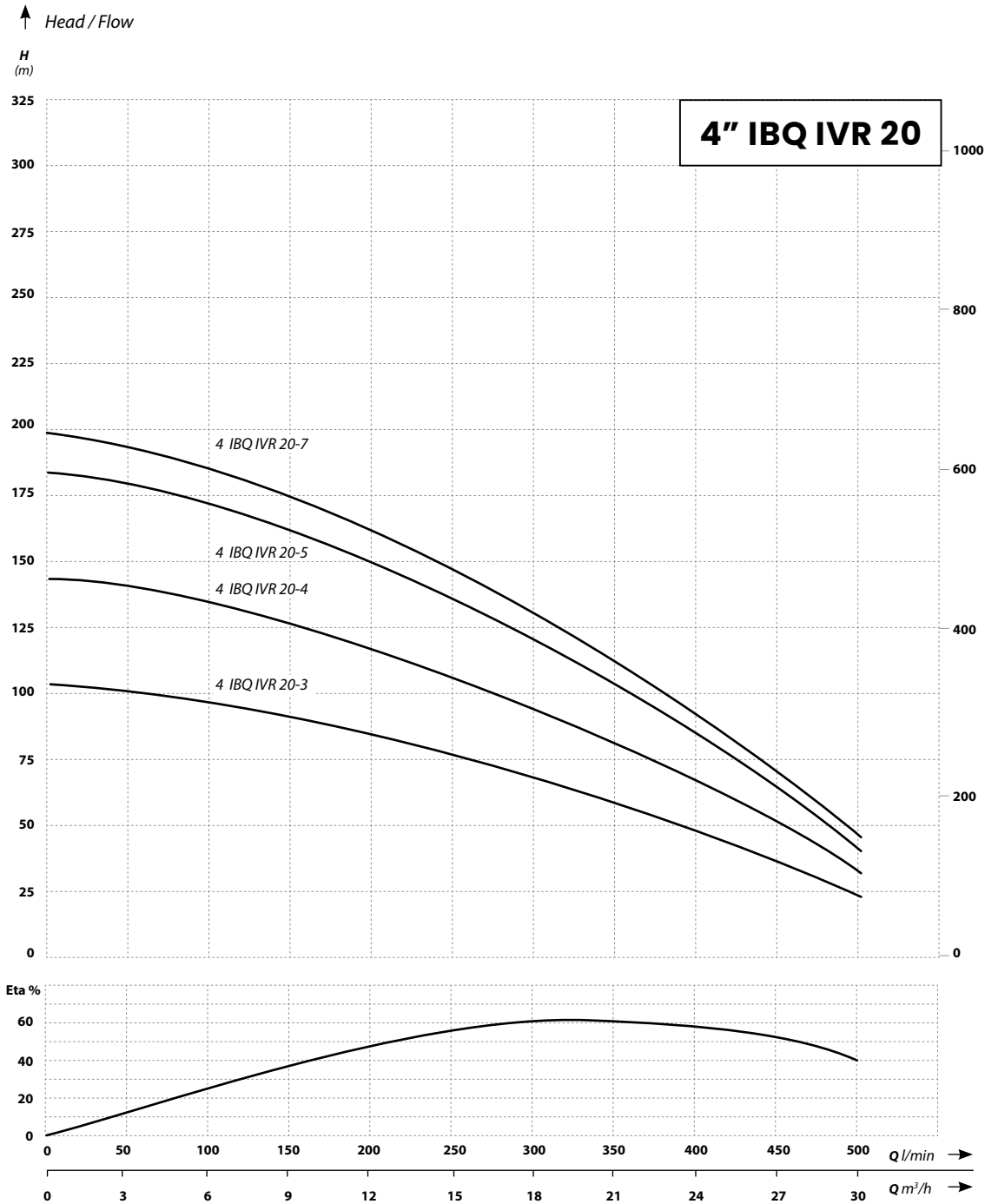
# 4" IBQ IVR cont.



EAN	Model	P2		Head n = 5000 l/min									
		kW	HP	m³/h	0	3	6	9	12	15	18	21	24
				l/min	0	50	100	150	200	250	300	350	400
5903887266628	4 IBQ IVR 12-4	4	5,5	H (m)	118	117	111	106	96	80	63	46	30
5903887267298	4 IBQ IVR 12-6	5,5	7,5	H (m)	152	151	146	139	127	102	76	58	36
5903887267304	4 IBQ IVR 12-8	7,5	10	H (m)	193	189	181	175	164	131	99	70	42



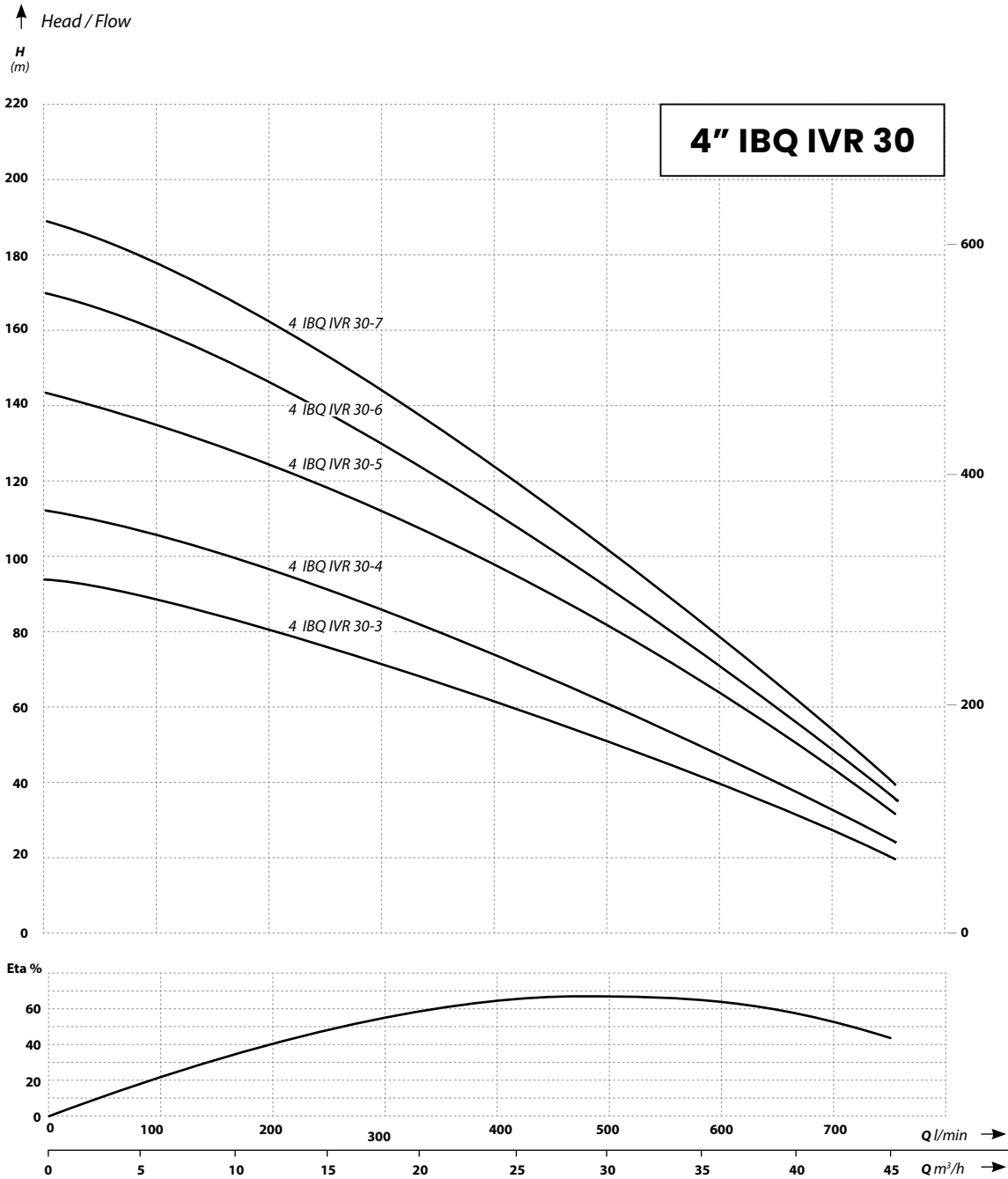
# 4" IBQ IVR cont.



EAN	Model	P2		Head n = 5000 l/min												
		kW	HP	m³/h	0	3	6	9	12	15	18	21	24	27	30	
				l/min	0	50	100	150	200	250	300	350	400	450	500	
5903887267311	4 IBQ IVR 20-3	4	5,5	100	98	95	89	83	73	64	54	45	36	22		
5903887267328	4 IBQ IVR 20-4	5,5	7,5	138	135	133	125	117	103	90	73	63	50	31		
5903887267335	4 IBQ IVR 20-5	7,5	10	175	171	170	161	150	132	116	98	80	64	40		
5903887267342	4 IBQ IVR 20-7	9,2	12,5	195	189	189	179	167	147	129	111	89	71	44		



# 4" IBQ IVR cont.



EAN	Model	P2		Head n = 5000 l/min										
		kW	HP	m³/h l/min	0	6	12	18	24	30	36	42	48	
5903887267359	4 IBQ IVR 30-3	5,5	7,5	H (m)	92	89	81	72	62	53	40	27	12	
5903887267366	4 IBQ IVR 30-4	7,5	10	110	106	97	86	74	65	47	32	15		
5903887267373	4 IBQ IVR 30-5	9,2	12,5	148	144	130	114	110	80	64	44	20		
5903887258715	4 IBQ IVR 30-6	11	15	166	159	146	129	112	92	71	49	22		
5903887258722	4 IBQ IVR 30-7	13	17,5	185	177	162	143	113	103	79	54	25		